

FAKRA Number Code

| Connector or Housing only | | | | | | | Connector including Housing |
|----------------------------|---|---|------|---|----|----|-------------------------------------|
| 59 | K | 1 | 30 - | 1 | M4 | A4 | -y |
| | | | | | | | Coding |
| | | | | | | | A Black |
| | | | | | | | B White |
| | | | | | | | C Blue |
| | | | | | | | D Bordeauxviolet |
| | | | | | | | E Green |
| | | | | | | | F Brown |
| | | | | | | | G Grey |
| | | | | | | | H Violet |
| | | | | | | | I Beige |
| | | | | | | | K Curry |
| | | | | | | | L Carmine red |
| | | | | | | | M Pastel orange |
| | | | | | | | N Pastel green |
| | | | | | | | Z Waterblue |
| | | | | | | | -y Placeholder for required coding |
| | | | | | | | |
| | | | | | | | Plating |
| | | | | | | | |
| | | | | | | | 01-Z9 Cable group |
| | | | | | | | 00 Blank |
| | | | | | | | 0M Surface mount device |
| | | | | | | | xx Blank cable group |
| | | | | | | | |
| | | | | | | | 1 Crimp |
| | | | | | | | 3 Solder crimp |
| | | | | | | | 4 PCB mounting |
| | | | | | | | 5 Solid center contact |
| | | | | | | | |
| | | | | | | | Successive number |
| | | | | | | | |
| | | | | | | | 1 Straight |
| | | | | | | | 2 Right angle |
| | | | | | | | 5 Panel connector with round flange |
| | | | | | | | |
| | | | | | | | K Female, jack |
| | | | | | | | S Male, plug |
| | | | | | | | W Tool |
| | | | | | | | Z Plastic housings and accessories |
| Connector series, 59 FAKRA | | | | | | | |

FAKRA Cable Groups

| Cable Group | Impedance | Cable Type |
|-------------|-----------|---------------------------|
| 01 | 50 Ω | RG 178, RG 196 |
| 02 | 50 Ω | RG 316/U, RG 174 |
| 02 | 75 Ω | RG 179 |
| 03 | 75 Ω | RG 179 B/U-d, 1.5DS, 1.5C |
| 06 | 50 Ω | RG 58 |
| 09 | 75 Ω | RG 59 |
| 10 | 93 Ω | RG 62 |
| BF | 50 Ω | e.g. Shikoku 2DS-PPFW |
| BU | 50 Ω | e.g. TFC 5.5 |
| D6 | 120 Ω | e.g. LEONI Dacar® 077 |
| D8 | 75 Ω | B-75-1.7-2.7 |
| E3 | 50 Ω | RTK 008 |
| E4 | 50 Ω | RG 58-LL |
| E7 | 61 Ω | B-61-1.87-2.9 |
| H1 | 50 Ω | RTK 013 |
| M4 | 50 Ω | RTK 031, RTK 032 |

Cable group overview: the assignment of concrete cables can be found in the assembly instructions of the connector.

FAKRA Plating Code



























































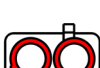











Outer Contact

| Code | Plating (top layer) | Symbol | Layer Thickness | Magnetic Properties |
|------|--|--------|-------------------|---------------------|
| A | Nickel | Ni | min. 3.00 µm | |
| L | AuroDur® | Au | min. 0.15 µm | Non-magnetic |
| N | White bronze (e.g. Optalloy®) Flash white bronze over silver (e.g. Optargen®) | | | Non-magnetic |
| S | Stainless steel | | | |
| T | Tin/Lead loadfree | Sn | min. 1.50-8.00 µm | Non-magnetic |
| Z | Special materials, see data sheet | | | |

Center Contact

| Code | Plating (top layer) | Symbol | Layer Thickness | Magnetic Properties |
|------|---------------------|--------|-----------------|---------------------|
| 4 | Gold | Au | min. 0.80 µm | |
| 5 | AuroDur® | Au | min. 0.15 µm | Non-magnetic |

FAKRA Coding

| Coding | Jack | | Plug | | Color / RAL-No. (Similar) |
|--------|---|---|---|--|--|
| | Single | Double | Single | Double | |
| A |  |  |  |  | Black/ 9005  |
| B |  |  |  |  | White/ 9001  |
| C |  |  |  |  | Blue/ 5005  |
| D |  |  |  |  | Bordeauxviolet/ 4004  |
| E |  |  |  |  | Green/ 6002  |
| F |  |  |  |  | Brown/ 8011  |
| G |  |  |  |  | Grey/ 7031  |
| H |  |  |  |  | Violet/ 4003  |
| I |  |  |  |  | Beige/ 1001  |
| K |  |  |  |  | Curry/ 1027  |
| L |  |  |  |  | Carmine red/ 3002  |
| M |  |  |  |  | Pastel orange/ 2003  |
| N |  |  |  |  | Pastel green/ 6019  |
| Z |  |  |  |  | Waterblue/ 5021  |

Availability of specific codings upon request. Color of the plastic housing defined in accordance to the listed RAL colors. Minor color differences due to manufacturing possible.

Housing Designs

| | |
|-------------------------|---|
| Single |  |
| Double 8 mm |  |
| Double 12.7 mm |  |
| Double, Stacked 12.7 mm |  |
| Quad |  |
| Quad, Stacked 12.7 mm |  |